

Dr.Erkam CAYMAZ



After graduating from the Faculty of Medicine in 2010, he became interested in hair transplantation. Dr.Caymaz did an internship in Spain during his university years. He has been in many international congresses and has various degrees that have been presented at seminars. [Dr Erkam Caymaz](#) became a member of WFI "[World Fue Institute](#)" and "[Fue Europe](#)" Certified Surgeon, 2020.

Dr.Caymaz has been in the hair transplant industry since 2012, and his surgical experience is based on previous years as he has performed thousands of operations. You can check our [hair transplant process](#). After working with many clinics in the field of hair transplantation, he continues under the name of his own clinic. If you want to have a Vip operation by [Dr.](#)

[Erkam Caymaz](#), you can contact us at [DrCaymaz.com](#) or [HairUpload.com](#) websites.

Why Best Hair Transplant Doctor in Turkey?

During the operation, he is able to open hair channels by [using 2 hands at the same time](#). In other words, he can perform surgical procedures with either the use of his right hand or his left hand whenever he wants. He uses a [Sapphire blade](#) for incisions and it is most important process in the intire operation. He accepts a maximum 2 operation per day mostly 1. You can see his other [ISHRS \(THE INTERNATIONAL SOCIETY OF HAIR RESTORATION SURGERY\)](#) attended congresses and certificates.



What international certificates does Doctor have?



The institutes objectives current methodology and application of Fue techniques while encouraging inspirational new ideas, evoking profound insights and encouraging creative and ingenious innovation.

Hair Transplant Techniques

Sapphire FUE and DHI techniques are among the methods that should be investigated meticulously during the period when patients are considering hair transplantation. Often, just before the operation, people are interested in and frequently ask search engines about the differences between FUE and DHI methods.

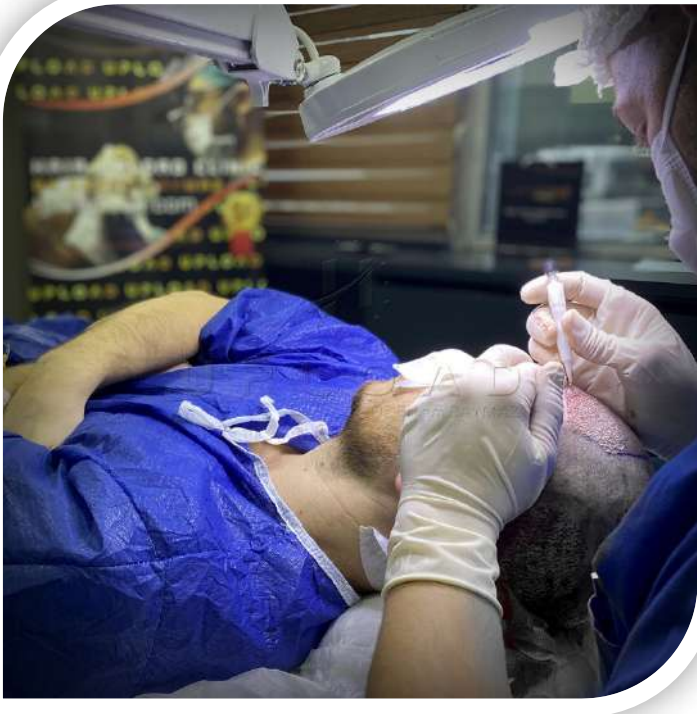
Classically known FUE:

Hair channels are opened with an iron piece called Slit. (We don't use this method. Hair channels are opened first, and then hair implantation is done one by one.)

Sapphire FUE:

It is named this way because the channeling process is performed with a sapphire blade. (Hair channels are opened first, and then hair implantation is done one by one.)





DHI:

Both channels are opened and hair implantation is performed at the same time with Choi-Pen.

What is difference Sapphire Fue and DHI?

1-More density (Both Technique)

Since the opened canals will be fully grafted, there will be no loss of space and more frequent density can be done. DHI and

Sapphire can be 80-90 grafts per square centimeter. Therefore, if the patients have a small amount of hair loss, DHI method can be the good option.

2-Implanting on the hairy area (DHI Better)

Through the pens used, smaller holes can be opened and hair can be implanted easily without damaging natural hair.

3-Faster recovery (Both Technique)

Healing is achieved in a shorter time because of the holes, which can not be larger than the grafts.

4-More natural planting (Both Technique)

In this way, a more natural image can be obtained in the field where the planting is done since the direction of each piece of hair can be comfortably connected with the undiluted hair.

5-Probability of Minimum Scar (Both Technique)

6-Back to work faster (Both Technique)

7-Less bleeding - Less edema (DHI Better) and less scaling (Both Technique)

8-The possibility of planting without cutting the hair. (DHI)

9-Same Result. (If Surgeon is good)

Harvesting/Extraction from Donor area process is same for DHI and [Sapphire FUE Technique](#).

Dhi is best technique for unshave operation and eyebrow hair transplantation.

Donor areas will be shave both technique! Implanting area can't be shave for [DHI](#)(Better) and Sapphire Fue Technique.

If you need small grafts that up to 2500-4000 you can choose [DHI technique](#). (Our doctor Erkam Caymaz Supervisor for DHI technique and he will implant few graft for frontal area) If you need more grafts that up to 6000-7000 graft you can choose [Sapphire FUE technique](#).

Hair Transplant Process



Hair line design with Dr. Erkam Caymaz.

Operation consist of 3 major steps: **Extraction, Incision, Implantation.**

Our operations are completed within 1 day. It takes approximately 8-13 hours.

During the procedure, there is a toilet break and a meal break.

1- Hairline design and planning, 2- Extraction of hair follicles

3- Opening of the hair channels, 4- Implant of hair follicles. All parts require experience. Doctor Erkam CAYMAZ's procedures: Part 1 and 3 .

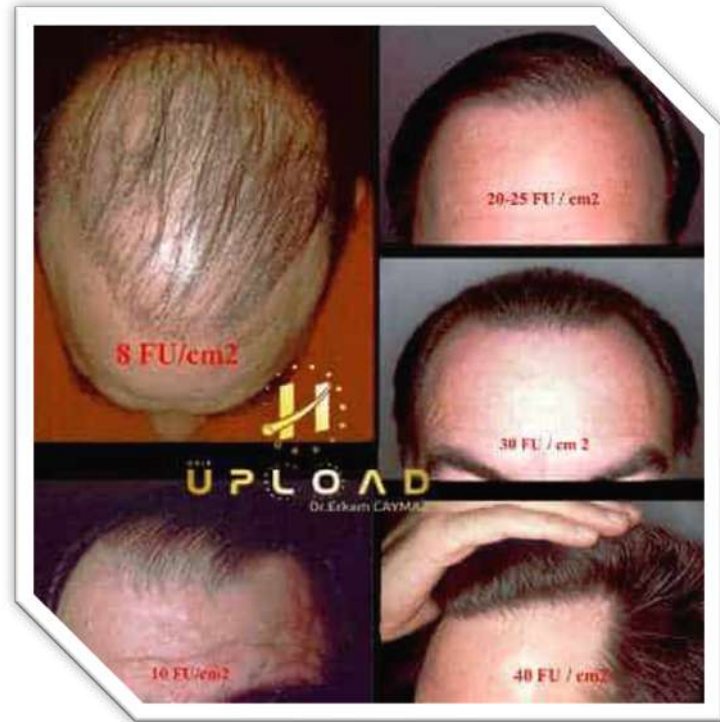
Operations performed by Doctor Caymaz's medical team: Part 2 and 4 .



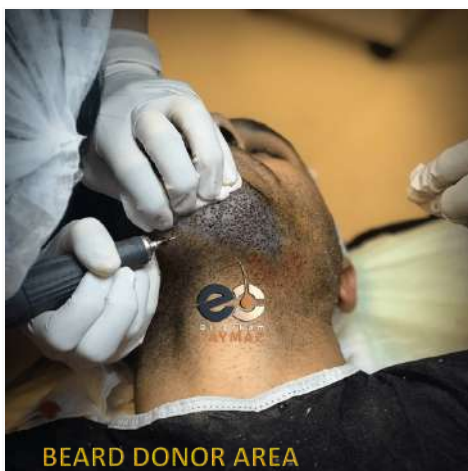
Firstly, local anesthesia is applied with a painless anesthesia device. Pain is reduced by 70%. If there are areas where the pain is felt with the needle, local anesthesia is applied more.

<https://www.youtube.com/watch?v=LSa-5UzWcd8>


You can see the result of how many hair follicles are transplanted per square centimeter. The Doctor Caymaz opening hair channel minimum 40 per/cm².



*Extraction process is same for both techniques which are DHI and Sapphire Fue [like this video](#). (We are using Micro Fue Motor)



Hair Transplant Density and Graft



Beard Transplantation



Female Hair Transplantation

Hair Transplant Cost

The cost of hair transplant in the United States of America , the United Kingdom , and Europe starts from €9,000. There is also a considerably long waiting period for the treatment in some countries. Hair transplant Turkey in Istanbul cost is cheaper than other countries.

~Our cost is changing 2-3 Euro per graft generally. You can check [hair transplant cost in Turkey](#).

Before-After Photos

[Click to review our hair transplant results.](#)





Hair Transplant Reviews

[Click here to listen to hair transplant evaluations from real patients.](#)





Happy Patients

Dr. Erkam Caymaz from many parts of the world has [happy patients](#). If you want to be one of them, please contact us.

How to Start Your Procedure?

-If you want to proceed with your medical consultant, first things first, you will need to fill the free consultation form and leave your contact details. Then, our medical managers will be contacting you.

-For your treatment, Hair Upload medical managers will ask for photos (5 sides) of your head.

-They will also ask a few questions about your medical status and medical history.

-The doctor Erkam Caymaz will provide you with your own individual treatment plan based on the head pictures, and your medical status.

-You book the date of your hair transplant treatment, and we will arrange each and every detail for you.

